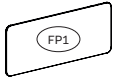


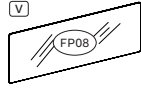
## Frontal panels Sp. 0,8 - 1

P 1 x H 39



300.FP.06.06 L 64  
300.FP.06.07 L 79  
300.FP.06.09 L 99  
300.FP.06.11 L 119  
300.FP.06.13 L 139  
300.FP.06.15 L 159  
300.FP.06.17 L 179  
300.FP.06.19 L 199  
Melaminico / Melamine

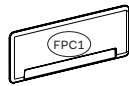
P 0,8 x H 39



300.FP.V1.06 L 64  
300.FP.V1.07 L 79  
300.FP.V1.09 L 99  
300.FP.V1.11 L 119  
300.FP.V1.13 L 139  
300.FP.V1.15 L 159  
300.FP.V1.17 L 179  
300.FP.V1.19 L 199  
Vetro / Glass

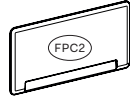
## Frontal panel fonoassorbenti Sp. 3 / Acoustic frontals panels T. 3

P 3 x H 39



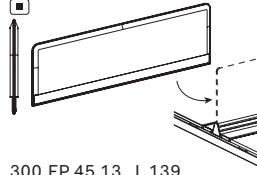
300.FP.40.06 L 64  
300.FP.40.07 L 79  
300.FP.40.09 L 99  
300.FP.40.11 L 119  
300.FP.40.13 L 139  
300.FP.40.15 L 159  
300.FP.40.17 L 179  
Tessuto / Fabric

P 3 x H 59



300.FP.50.13 L 139  
300.FP.50.15 L 159  
Tessuto / Fabric

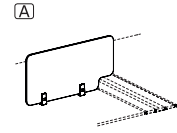
P 3 x H 39



300.FP.45.13 L 139  
300.FP.45.15 L 159  
Frontal panel per profilo attrezzabile DV801  
/ Frontal panel for accessories profile DV801

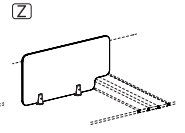
## Frontal panels con supporti integrati / Frontal panels with clamps

L 77 P 1 x H 39



300.FR.19.07\_  
Per piani melaminico  
/ For worktops melamine

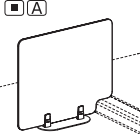
L 77 P 1 x H 39



300.FR.19.07\_  
Per piani melaminico  
/ For worktops melamine

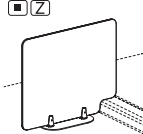
## Frontal panels H 65 con supporto freestanding integrato / Frontal panels with freestanding bracket integrated

L 77 P 18 x H 65




300.FR.20.07\_  
Melaminico / Melamine

L 77 P 18 x H 65



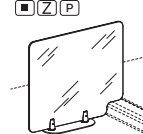
300.FR.20.07\_  
Melaminico / Melamine

L 77 P 18 x H 65



300.FR.21.07  
Plexiglass

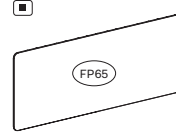
L 77 P 18 x H 65



300.FR.21.07  
Plexiglass

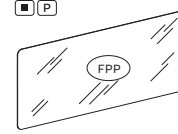
## Frontal panels H 65

P 1 x H 65



300.FP.09.06 L 64  
300.FP.09.07 L 79  
300.FP.09.09 L 99  
300.FP.09.11 L 119  
300.FP.09.13 L 139  
300.FP.09.15 L 159  
300.FP.09.17 L 179  
300.FP.09.19 L 199  
Melaminico / Melamine

P 0,5 x H 65

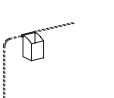


300.FP.69.06 L 64  
300.FP.69.11 L 119  
300.FP.69.13 L 139  
300.FP.69.15 L 159  
Plexiglass

★ N.B.: Per i frontal con lunghezza maggiore o uguale ai 139 cm, ordinare 2 kit di supporti per frontal panel /  
Note: For frontal panels with a length greater than or equal to 139 cm, order 2 kits of clamps-supports for frontal panels

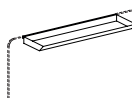
## Accessori per frontal panels in melaminico / Accessories for melamine frontal panels

L 6,5 P 6,5 x H 8,5



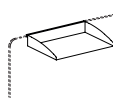
300.FA.01.01

L 50 P 17 x H 3



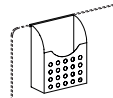
300.FA.02.05

L 31 P 22 x H 5



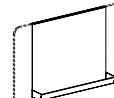
300.FA.04.03

L 23 P 10 x H 29



300.FA.06.02

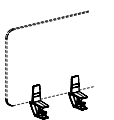
L 35 P 6,5 x H 30



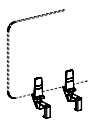
300.FA.08.03

Note: Il posizionamento degli accessori sui frontal panel in vetro prevede l'utilizzo di una guarnizione in PVC trasparente (Optional su richiesta) / Placement of accessories on glass frontal panel need the use of a transparent PVC gasket (Optional on request)  
Non utilizzabile su frontal panels in plexiglass e frontal panels in tessuto fonoassorbente / Not usable for plexiglass frontal panels and acoustic frontal panels

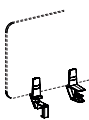
## Morsetti e supporti in ABS per frontal panels Sp. 0,5 - 0,8 - 1 - 3 / ABS clamps for frontal panels T. 0,5 - 0,8 - 1 - 3



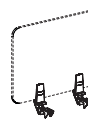
300.FP.27.00  
Per piani / For worktops



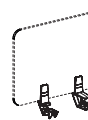
300.FP.29.00  
Per gamba (serie DV801 e DV802)  
/ For leg (series DV801 and DV802)



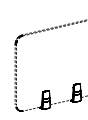
300.FP.32.00  
Per piano-gamba (serie DV801 e DV802) / For worktop-leg  
(series DV801 and DV802)



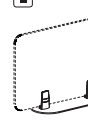
300.FP.30.00  
Per gamba (serie DV805)  
/ For leg (series DV805)



300.FP.31.00  
Per piano-gamba (serie DV805)  
/ For worktop-leg (series DV805)



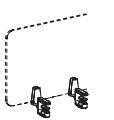
300.FP.28.00  
Per piani-binari  
/ For worktops-track



300.FP.33.00  
Free standing per piani  
/ Free standing for worktops

Per frontal panels / For frontal panels (FP1) (FP65) (FPP) (FP08) (FPC1) (FPC2)

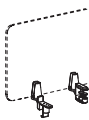
## Morsetti e supporti in ZAMA per frontal panels Sp. 0,5 - 0,8 - 1 - 3 / Zamak clamps for frontal panels T. 0,5 - 0,8 - 1 - 3



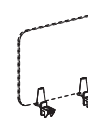
300.FP.10.00  
Per piani / For worktops



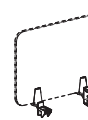
300.FP.20.00  
Per gamba (serie DV801 e DV802)  
/ For leg (series DV801 and DV802)



300.FP.21.00  
Per piano-gamba (serie DV801 e DV802) / For worktop-leg  
(series DV801 and DV802)



300.FP.23.00  
Per gamba (serie DV805)  
/ For leg (series DV805)




300.FP.24.00  
Per piano-gamba (serie DV805)  
/ For worktop-leg (series DV805)



300.FP.22.00  
Per piani-binari  
/ For worktops-track



300.FP.33.00  
Free standing per piani  
/ Free standing for worktops



300.FP.26.00  
Per FP 1; Per profilo attrezzabile  
(serie DV801) / For FP 1; For  
accessory profile (series DV801)

Per frontal panels / For frontal panels (FP1) (FP65) (FPP) (FP08) (FPC1) (FPC2)

### Note:


1 Le dimensioni sono espresse in cm - consultare il listino prezzi per le caratteristiche tecniche, i codici degli articoli e delle finiture / Dimensions are stated in cm - for technical characteristics, article code numbers and finishing see price list;

■ Prodotti non in pronta consegna. Per la disponibilità contattare l'ufficio commerciale / Items not in prompt delivery. Please contact the commercial department to check availability;

A Morsetti o supporti in ABS / ABS clamps  
Z Morsetti o supporti in ZAMA / Zamak clamps  
P Plexiglass  
V Vetro / Glass.


## Screens in plexiglass / Plexiglass screens

L 80 P 28 x H 80



300.FP.67.08  
Plexiglass

L 100 P 28 x H 80



300.FP.67.10  
Plexiglass


L 100 P 24 x H 66



300.FR.22.10  
Plexiglass


## Partitions

L 90 P 30 x H 180



300.EM.07.00\_  
Melaminico o laminato bianco lucido  
/ Melamine or polished white

L 90 P 35 x H 180



300.EM.08.00\_  
Melaminico o laminato bianco lucido  
/ Melamine or polished white  
Su ruote / On wheels

## Accessori per partizioni / Accessories for partitions

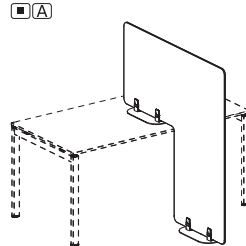
L 7 P 7 x H 9



300.FA.09.01  
Portapenne / Pen holder

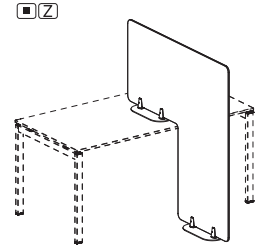
## Frontal panels a pavimento / Floor frontal panels

L 130 P 18 x H 140



300.FR.23.13\_  
Melaminico / Melamine

L 130 P 18 x H 140



300.FR.23.13\_  
Melaminico / Melamine

## Tavolini caffè universali / Universal coffee tables

Ø 60 x H 45



300.TT.04.06\_  
Con gambe metalliche  
/With metal legs

Ø 60 x H 45



300.TT.04.06\_  
Con gambe metalliche  
/With metal legs

Ø 60 x H 45



300.TT.04.06\_  
Con gambe coniche in legno  
/With wooden conic legs

Ø 60 x H 45



300.TT.04.06\_  
Con gambe coniche in legno  
/With wooden conic legs

Ø 60 x H 74



804.TR.20.06\_  
Con gambe freestanding DV804  
/With freestanding legs DV804

Ø 60 x H 74



804.TR.20.06\_  
Con gambe freestanding DV804  
/With freestanding legs DV804

Ø 60 x H 74



300.TR.20.06\_  
Con gambe coniche in legno  
/With wooden conic legs

Ø 60 x H 74



300.TR.20.06\_  
Con gambe coniche in legno  
/With wooden conic legs

L 100 P 100 x H 45



300.TT.05.10\_  
Con gambe metalliche  
/With metal legs

L 100 P 100 x H 45



300.TT.05.10\_  
Con gambe metalliche  
/With metal legs

L 100 P 100 x H 45



300.TT.05.10\_  
Con gambe coniche in legno  
/With wooden conic legs

L 100 P 100 x H 45



300.TT.05.10\_  
Con gambe coniche in legno  
/With wooden conic legs

L 100 P 100 x H 74



804.TR.31.10\_  
Con gambe freestanding DV804  
/With freestanding legs DV804

L 100 P 100 x H 74



804.TR.31.10\_  
Con gambe freestanding DV804  
/With freestanding legs DV804

L 100 P 100 x H 74



300.TR.31.10\_  
Con gambe coniche in legno  
/With wooden conic legs

L 100 P 100 x H 74



300.TR.31.10\_  
Con gambe coniche in legno  
/With wooden conic legs

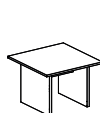
## Tavolini caffè / Coffee tables

P 60 x H 42,5



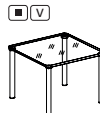
300.TT.02.06\_ L 60  
300.TT.02.12\_ L 120

P 60 x H 42,5



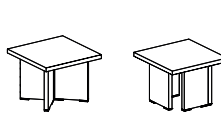
300.TT.03.06\_ L 60  
300.TT.03.12\_ L 120

P 60 x H 45



300.TV.25.06 L 60  
300.TV.25.12 L 120

P 60 x H 45



Gamba a "X"  
/ "X" shaped leg  
910.TT.03.06\_ L 60  
910.TT.03.12\_ L 120

Note:

1 Le dimensioni sono espresse in cm - consultare il listino prezzi per le caratteristiche tecniche, i codici degli articoli e delle finiture / Dimensions are stated in cm - for technical characteristics, article code numbers and finishing see price list;

2 Prodotti non in pronta consegna. Per la disponibilità contattare l'ufficio commerciale / Items not in prompt delivery. Please contact the commercial department to check availability;

3 N.B.: Articoli completamente smontati / N.B.: Completely knocked-down

4 Le partizioni in laminato lucido (WL) possono essere utilizzate come lavagne con gli appositi pennarelli / Polished white laminated (WL) partitions can be used as blackboards with the appropriate markers

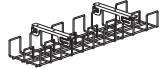






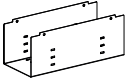




P Plexiglass

A Morsetti o supporti in ABS / ABS clamps

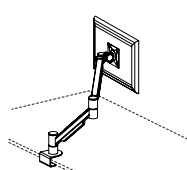
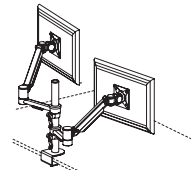
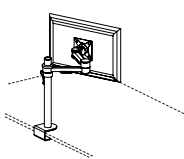
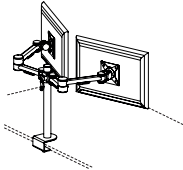
Z Morsetti o supporti in ZAMA / Zamak clamps

G Piani in Gres porcellanato / Worktops in Porcelain stoneware;

V Vetro / Glass.

							
300.AP.15.04 L 45 300.AP.15.05 L 58 300.AP.15.07 L 78 300.AP.15.08 L 88 300.AP.15.10 L 100 300.AP.15.11 L 110 300.AP.15.14 L 140 300.AP.15.16 L 160	300.AP.30.02 L 24 300.AP.30.06 L 60 300.AP.30.09 L 90 300.AP.30.11 L 110 300.AP.30.14 L 140 300.AP.30.16 L 160	300.CL.01.40 L 115  	804.CL.02.01 L 10 804.CL.02.04 L 45 804.CL.02.06 L 65 804.CL.02.08 L 85 804.CL.02.11 L 110	300.AP.F1.00			
	 300.AP.T7.01_Ø 6 300.AP.T8.01_Ø 8				L 7 P 7 × H 9		L 24 P 10 × H 1,5
300.AP.U1.01 Ø 6 300.AP.U2.01 Ø 8 300.AP.U3.01 Ø 10,2	300.AP.T2.01 Ø 8	300.AP.V1.00	300.AP.31.06	300.AP.V2.15		300.AC.33.02	
L 32 × P 12,3		P 17,5					
							
300.AC.38.02_H 2,4 300.AC.38.03_H 3	300.AC.67.03 Marsupio per top access 300.AC.38... / Basket for top access 300.AC.38..._	300.AC.26.02_L 24,5 300.AC.26.03_L 34,5 300.AC.26.04_L 44,5	300.AC.20.02_L 24,5 300.AC.20.03_L 34,5 300.AC.20.04_L 44,5	300.AC.25.02 L 23,5 300.AC.25.03 L 33,5 300.AC.25.04 L 43,5 Marsupio/Basket			
L 20,5	L 30	L 42	Ø 8				
							
300.AP.S1.02 300.AP.S2.02 UK 300.AP.S3.02 US Per top access 300.AC.26.02 / For top access 300.AC.26.02	300.AP.S1.03 300.AP.S2.03 UK 300.AP.S3.03 US Per top access 300.AC.26.03 / For top access 300.AC.26.03	300.AP.S1.04 300.AP.S2.04 UK 300.AP.S3.04 US Per top access 300.AC.26.04 / For top access 300.AC.26.04	300.AP.T8.11 Tappo con 1 presa elettrica + USB (solo ricarica) + passacavo / Plug with 1 electrical socket + USB (only charge) + outlet lid	300.AP.T8.14 Tappo con 1 presa elettrica + USB (solo ricarica) + HDMI / Plug with 1 electrical socket + USB (only charge) + HDMI	300.AP.T8.17 Tappo con 1 presa elettrica + USB (solo ricarica) + RJ45 / Plug with 1 electrical socket + USB (only charge) + RJ45	300.AP.T8.20 Tappo con 1 presa elettrica + USB (solo ricarica) + USB dati / Plug with 1 electrical socket + USB (only charge) + USB data	
L 21	L 25,5	L 39	L 5 P 3 × H 5				
							
300.AT.A6.02 300.AT.A7.02 UK 300.AT.A8.02 US	300.AT.A6.03 300.AT.A7.03 UK 300.AT.A8.03 US	300.AT.A6.04 300.AT.A7.04 UK 300.AT.A8.04 US	812.AC.08.01 812.AC.08.01 – UK 812.AC.08.01 – US Presa USB (solo ricarica) / USB Socket (only charge)	300.AP.T4.01 300.AP.T5.01 UK 300.AP.T6.01 US	300.AC.16.02_	300.AC.06.05_	

Bracci porta video/Arms for video support

			
300.AC.02.01 Braccio porta video mobile su piano / Dynamic arm for video support on deskbase	300.AC.02.02 Doppio braccio porta video mobile su piano/2 dynamic arms for video support on deskbase	300.AC.01.01 Braccio porta video statico su palo/Static arm for video support on pole	300.AC.01.02 Doppio braccio porta video statico su palo/2 static arms for video support on pole

Note:

1 Le dimensioni sono espresse in cm – consultare il listino prezzi per le caratteristiche tecniche, i codici degli articoli e delle finiture/Dimensions are stated in cm – for technical characteristics, article code numbers and finishing see price list;

2 Prodotti non in pronta consegna. Per la disponibilità contattare l'ufficio commerciale/Items not in prompt delivery. Please contact the commercial department to check availability;

3 Fino ad esaurimento/Until exhaustion.

4 Articoli prodotti solo su richiesta/Items produced only on demand;

## Lampade/Lights

L 200 P 14,5 x H 37

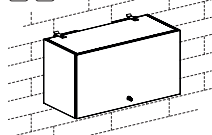


300.AC.50.20\_

**Note:** Da integrare ai tavoli riunione/To be integrated with meeting tables

## Pensile / Overhead unit

L 78 P 35 x H 42




300.AC.75.07\_

## Mensola con supporti/Wall-shelf with supports

P 30 x H 2,5



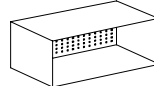
300.AC.M1.09\_ L 90  
300.AC.M1.13\_ L 130  
300.AC.M1.18\_ L 180



300.AC.M2.00  
Coppia ovetti reggi-mensola  
/ Pair of egg-shaped wall-shelf support

## Contenitori multiuso/Multipurpose units

L 80 P 40 x H 40



300.AC.15.08  
Contenitore porta dox in lamiera  
/Steel top box

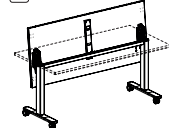
L 35 P 24 x H 35



300.AC.14.03\_  
Box multiuso  
/Storage box

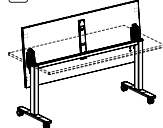
## Tavoli su ruote con piano ribaltabile/Tables on castors with flip worktop

P 70 - H 74

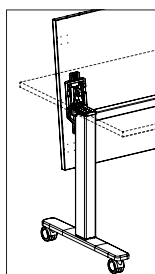


300.TF.01.08\_ L 80  
300.TF.01.10\_ L 100  
300.TF.01.12\_ L 120  
300.TF.01.14\_ L 140  
300.TF.01.16\_ L 160  
300.TF.01.18\_ L 180

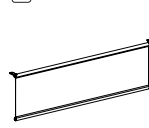
P 80 - H 74



300.TF.02.08\_ L 80  
300.TF.02.10\_ L 100  
300.TF.02.12\_ L 120  
300.TF.02.14\_ L 140  
300.TF.02.16\_ L 160  
300.TF.02.18\_ L 180

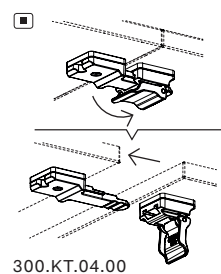


P 1 - H 31



300.MP.10.08\_ L 46,5  
300.MP.10.10\_ L 66,5  
300.MP.10.12\_ L 86,5  
300.MP.10.14\_ L 106,5  
300.MP.10.16\_ L 126,5  
300.MP.10.18\_ L 146,5

Modesty panel per tavolo con piano ribaltabile  
/Modesty panel for table with flip worktop



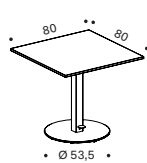
300.KT.04.00  
Ganci per collegare in linea tavoli folding  
/Hooks to connect folding desks in line

## Tavoli su gamboni regolabili/Tables on adjustable metal column

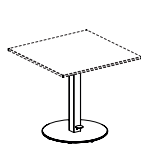
H 69,5 - 113,5



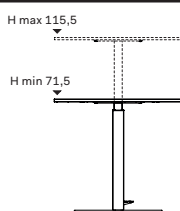
300.TR.60.08\_



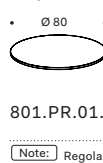
300.TR.61.08\_



300.TR.62.00\_

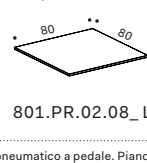


H 1,8



801.PR.01.08\_ Ø 80

H 1,8 P 80

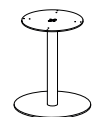


801.PR.02.08\_ L 80

**Note:** Regolazione con sistema pneumatico a pedale. Piano in melaminico sp. 18 mm con bordi perimetrali in ABS/Adjustment with pneumatic pedestalsystem. Worktops in melamine 18 mm thick with ABS perimetrical edges

## Colonne e gamboni/Metal columns

H 71,5



300.AC.17.06\_ Ø 60

L 55 P 55 x H 71,5



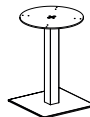
300.AC.51.08\_

L 5 x P 5



703.GM.01.01\_ H 71,5  
802.GF.05.01\_ H 72,2

L 48 P 48 x H 73



300.AC.18.04

### Note:

**1** Le dimensioni sono espresse in cm - consultare il listino prezzi per le caratteristiche tecniche, i codici degli articoli e delle finiture/Dimensions are stated in cm - for technical characteristics, article code numbers and finishing see price list;

**■** Prodotti non in pronta consegna. Per la disponibilità contattare l'ufficio commerciale/Items not in prompt delivery. Please contact the commercial department

**HA** Gambone in alluminio anodizzato / Metal column made in "Anodized" aluminium;

**☒** Con serratura/With lock.

**H** Gambone verniciato a polveri in bianco, alluminio o antracite / Metal column electrostatic painted in white, aluminum or anthracite;

**☒** Fino ad esaurimento/Until exhaustion.